



MICRO ENVIRONMENTAL SUPPLY INC.

65-10 JAY AVE.

MASPETH, N.Y. 11378

(646) 221-8619

microenvironmental@nyc.rr.com

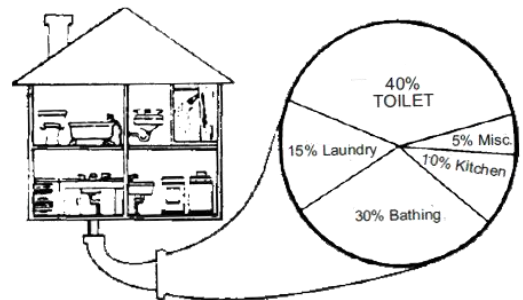
micro-tabb.com

SEPTI-KLEEN

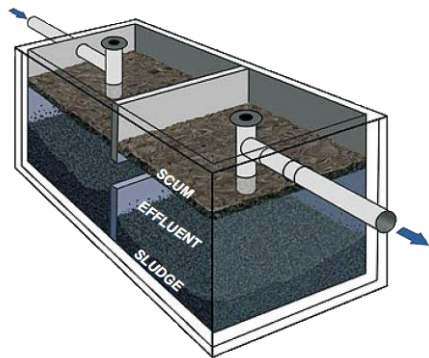
•PRODUCT BROCHURE•

Septic Tank Treatment

All household waste is disposed of through the septic system. The proper operation of the septic is essential to health, property value, and the ecology. All home owners with septic systems should know what the tank and leachfield are and how they work. They should also be aware of the causes and costs of a failed system to better avoid these conditions. The diagram at the right shows a basic breakdown of the quantity and composition of waste generated by a typical household. Remember to consult your septic professional as they can help tailor a plan to your specific needs.




If you are like most people, you know very little about your septic system. This is understandable. In urban and suburban areas there are sewers to carry household waste to municipal wastewater treatment plants. In more rural areas, however, septic tank systems provide the functions of both sewers and treatment plants. *Webster's Dictionary* defines the septic tank as "a tank in which waste matter is decomposed through bacterial action". The basic functions of a septic tank are to receive all of the wastewater from the house, separate solids from the effluent, provide storage for and decomposition of the solids, and finally pass the effluent out into the leachfield for final treatment.



If you could look inside your septic tank, you would find three layers. The top layer is the "Scum" layer where organic material rises to the surface and floats on the water. Aerobic bacteria in the septic tank biologically convert this material to a liquid. The middle layer is the "Effluent" layer where mostly clear water will be found. This clear water is what remains after the scum has floated to the top and the sludge has settled to the bottom and is the only layer that should enter your absorption area. The bottom layer is the "Sludge" layer. This layer is where the inorganic or inert solid materials and

the by-products of bacterial digestion sink to. Anaerobic bacteria continue to degrade this substance underwater. These bacteria organisms will eventually die and form a heavier denser sludge.

For proper separation, the three components must remain in the tank for an adequate period of time referred to as the retention time. Under ordinary conditions and routine maintenance pumping, a typical tank should be able to provide two to three days of retention time. If too much of the tank volume is occupied with the sludge and scum, separation does not occur correctly and solids are passed out into the leachfield with the effluent. This can clog the drainfield pipes and could cause the system to fail. The tank is designed to accommodate sludge and scum for an extended period of time.



(646) 221-8619 | www.micro-tabb.com | microenvironmental@nyc.rr.com

After the wastewater leaves the tank, it typically enters the drainfield or leachfield which is designed to provide both disposal and treatment of the septic tank effluent. This effluent flows from the tank in a watertight pipe then is dispersed through perforated pipes surrounded by gravel. The effluent seeps through the gravel and into the soil beside and beneath the pipe's trenches. The effluent is further purified as it is filtered and biologically treated as it passes through the biological mat on the walls and bottom of the trenches. It is finally taken up by plants or percolated to groundwater.

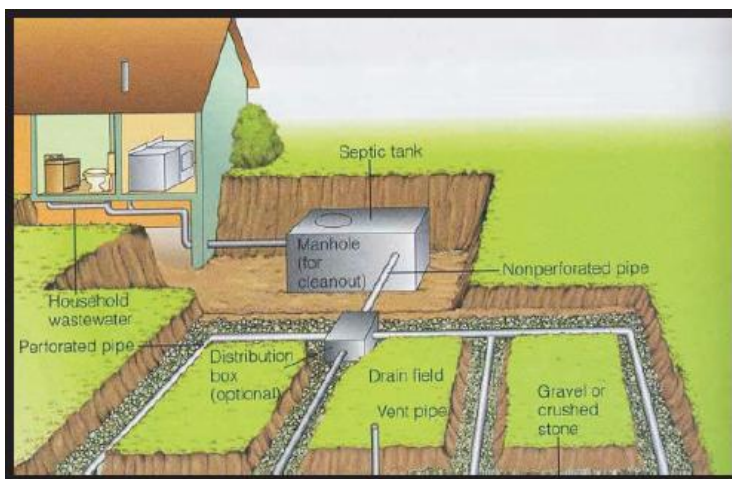
Proper Maintenance of your Septic System

Now that you are familiar with the basic designs and functions of your septic system, it is important that you know the proper steps needed to maintain and care for that system. The breakdown of waste in your system relies on the biological activity of naturally occurring bacteria. Because this process is biological, it is easily upset and may stop working. Some common factors that often upset the natural process and kill the micro-organisms that work to keep your septic system running properly are: overuse of disinfectants, overuse of bleaches, overuse of detergents, very hot or cold conditions. Because modern septic tanks are water-tight concrete boxes, the naturally occurring bacteria in the surrounding soil is unable to enter. You need to take an active role in caring for your system.

For a healthy, free-flowing, and odor free tank, follow this simple two septic maintenance plan.

Step 1. Call your pumper regularly to clean out the organic and inorganic sludge in your septic tank. The frequency of pumping will depend on the size of your system, the number of people in the household, the previous care the system has received, etc. Rely on their expert knowledge and experience to set up a pumping schedule.

Step 2. Once your tank has been pumped, monthly applications of **SEPTI-KLEEN** will maintain the bacterial level in your tank and leachfield. This is needed for optimal system performance.



Why add SEPTI-KLEEN?

It's easy to protect your septic system and keep it operating smoothly by simply using **SEPTI-KLEEN**.

The initial application of SEPTI-KLEEN will:

- Restores the natural biological process
- Boosts the existing biological activity

Following with regular monthly applications will:

- Keep your septic tank working effectively
- Prevent expensive emergencies
- Prevent additional pumping costs.



SEPTI-KLEEN is safe to use as directed. It is completely natural and environmentally safe, containing no corrosive chemicals, caustic or acids, and is hazard free. It will not damage metal, ceramic, or plastic parts of the drainage system.

Simple and Easy to Use

Using **SEPTI-KLEEN** is simple...Just drop in the convenient pre-packaged, pre-measured pouches into your lavatory bowl. The plastic pouches dissolve away so you don't have to handle the powder.
No fuss - no bother - no effort!

Package: 12 - monthly 2 oz. water soluble packets per kit.